



“ *The difference in depth makes
a difference in the effect.* ”

Less Painful But More Powerful

300-Micron

Auto Dermal

Regeneration


THESERA G

What does 300 microns refer to?

The length of the spicules used by real professionals



	THESERA Spicules	Other spicules
Ingredients	<p>Made by THESERA's patented manufacturing method</p> <p>Absorbed RG2 to 99% pure natural micro-needles extracted from sponges, coating with chitosan + 99% pure regenerative powder 'Madecassoside + Centella Asiatica extract</p>	A mixture of herbs and micro-needles extracted from sponges and seaweed
Length	300μm	50~120μm
Target	0.3 mm below the skin surface (papillary layer)	0.05mm ~ 0.12mm below the skin surface (Stratum corneum~spinosum)



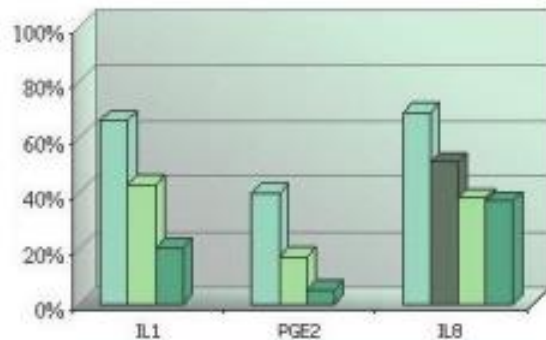
Functional upgrade of Growth DIA Pin

“99% pure regenerative powder Madecassoside + Centella Asiatica extract”



Madecassoside, the main ingredient in wound healing agents

99% pure regenerative powder helps regenerate cells in the dermis layer, produce collagen, and synthesize elastin, protecting the skin



Controls overproduction of inflammatory mediators by damaged cells and reduces irritation.

Regulates self-induced inflammation, autoimmune diseases such as psoriasis or atopic dermatitis

Helps normalize tissues such as chronic inflammatory skin diseases

Regulates abnormal growth in a protein-degrading environment

300-Micron Auto Dermis Regeneration

Step 1.



Dermis Regeneration Needling

Growth DIA Pin
(400mgX4ea)

Step 2.



Dermis Regeneration Activation


Growth DIA Ampoule
(3.5mlX4ea)

Step 3.



Skin Elasticity Restoration

Growth DIA Cream Mask
(10mlX4ea)



Natural Pain Relief Formula

Helps deep needling into the dermis layer, reducing pain and improving skin stiffness



Growth DIA Ampoule

Gaultheria procumbens(Wintergreen)leaf extract

- Contains methylsalicylate, a natural pain reliever found in aspirin like analgesics.

Cinnamomum Camphora(Camphor) leaf extract

- Blocks skin hypersensitivity reactions caused by harmful external substances on the skin
- Helps with pain relief

Echinacea

- Natural antibiotics
- Relieves pain and enhances immunity

4 kinds of peptides

- Contains hydrolyzed collagen, acetyl hexapeptide-8, copper tripeptide-1, yeast polypeptide, palmitoyl tripeptide-1, and Centella Asiatica leaf extract and panthenol
- Activates dermal regeneration

Safety Test of THESERA G

THESERA Growth Dia Pin&Ampoule and THESERA Growth Dia Cream Mask

Non-irritant

KIDS-BDC001-MRI(4)

Clinical Study Report

A safety test of
'THESERA Growth DIA Pin & Ampoule
and THESERA Growth DIA Cream Mask'
after 24 hours patch on human skin

Date : March 22, 2024

Requested by : MR INNOVATION CO.,LTD (Korea)
Performed by : Korea Institute of Dermatological Sciences (Korea)



Conclusion: "THESERA Growth DIA Pin & Ampoule" showed effects on giving elasticity in each skin layer, and improved four types of wrinkles (number, length, area, depth), pore area, and skin density. No adverse skin reactions were observed.

Test title: Human application test for the skin layer-by-layer elasticity effect, four types of wrinkles (number, length, area, depth), pore area, and skin density improvement of "THESERA Growth DIA Pin & Ampoule"

Product name: THESERA Growth DIA Pin & Ampoule

Testing institution: Korea Institute of Dermatological Sciences

Test subjects: 21 adult women aged 31-65 years

Test period: February 29th, 2024 ~ April 12th, 2024

Application Method: Applied for 2 weeks on skin requiring regeneration,
followed by a comparative evaluation after 2 weeks.

(N=33)

Abnormal response	after 30 min.	after 24 hrs.	after 48 hrs.
1. Erythema	0	0	0
2. Edema	0	0	0
3. Scaling	0	0	0
4. Itching	0	0	0
5. Stinging (pain)	0	0	0
6. Burning	0	0	0
7. Tightness	0	0	0
8. Pricking	0	0	0

0: none, 1: mild, 2: moderate, 3: severe

- Cases of side effects : 0

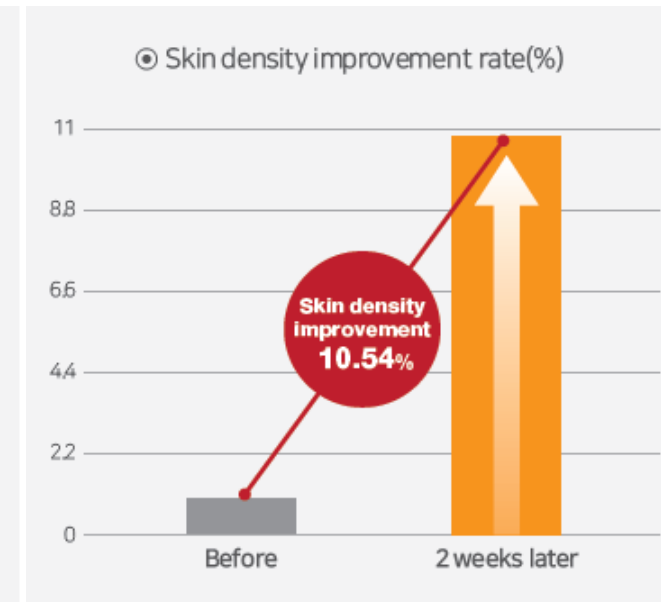
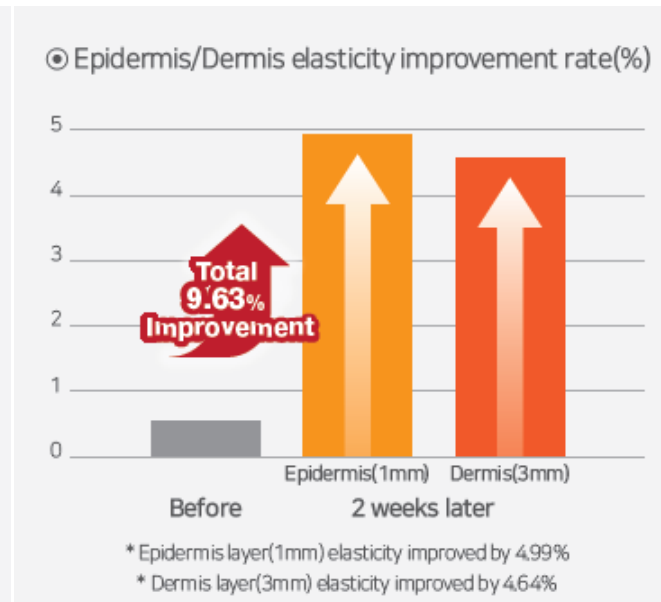
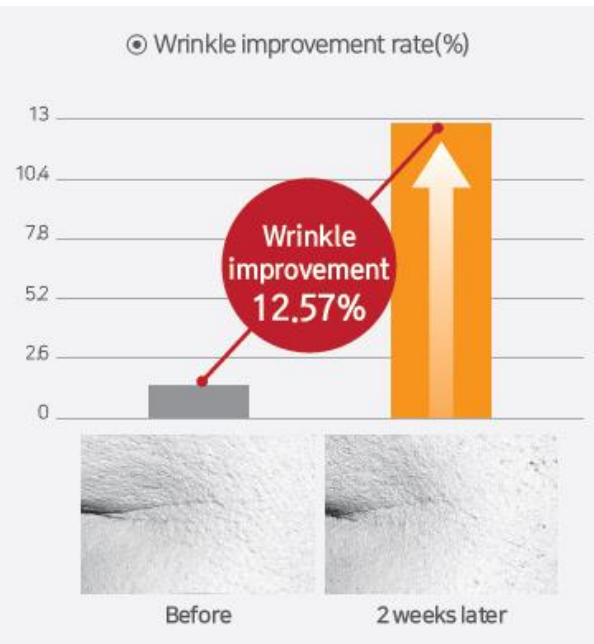
- Details of treatment and compensation measures for side effects : 0

[33 adult women age of 29~64]

Safety Test of THESERA G

THESERA Growth Dia Pin&Ampoule and THESERA Growth Dia Cream Mask

Improvement in Skin Elasticity



Skin Elasticity Restoration



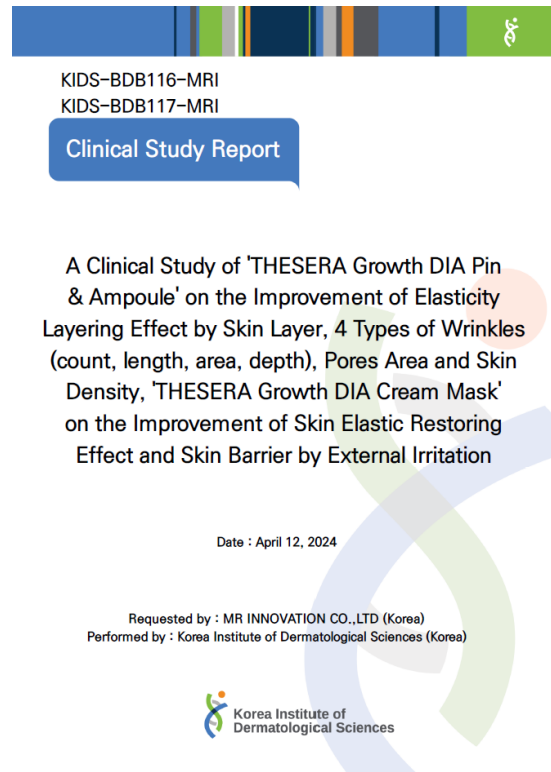
Growth DIA Cream Mask

Specialized ingredients for elasticity recovery		Skin-friendly liposomes
[Collagen types 1~5] <ul style="list-style-type: none">- A blend of collagen types 1 to 5, optimized for enhancing skin elasticity- Ultra-low molecular weight collagen (300Da)	[Signal peptides] <ul style="list-style-type: none">- Peptides naturally released from the extracellular matrix that directly stimulate fibroblasts and promote collagen synthesis (representative examples include palmitoyl pentapeptide-4, palmitoyl tripeptide-5, palmitoyl tetrapeptide-7, and hexapeptide-11).	[Ceramide, Cholesterol, Fatty acids] <ul style="list-style-type: none">- Increases the absorption rate of active ingredients, tightens the skin barrier and controls moisture balance through skin-friendly liposomes containing ceramides, cholesterol and fatty acids.

Safety Test of THESERA G

THESERA Growth Dia Pin&Ampoule and THESERA Growth Dia Cream Mask

Improvement in Skin Elasticity & Damaged Skin Barrier



Conclusion: "THESERA Growth DIA Cream Mask" improved skin elasticity restoration and skin barrier enhancement damaged by external stimuli. No adverse skin reactions were observed.

Test title: Human application test for skin elasticity restoration and skin barrier improvement of "THESERA Growth DIA Cream Mask"

Product name: THESERA Growth DIA Cream Mask

Testing institution: Korea Institute of Dermatological Sciences

Test subjects: 21 adult women aged 31-65 years

Test period: February 29th, 2024 ~ April 12th, 2024

Application method: Applied for 2 weeks on skin requiring regeneration, followed by a comparative evaluation after 2 weeks.

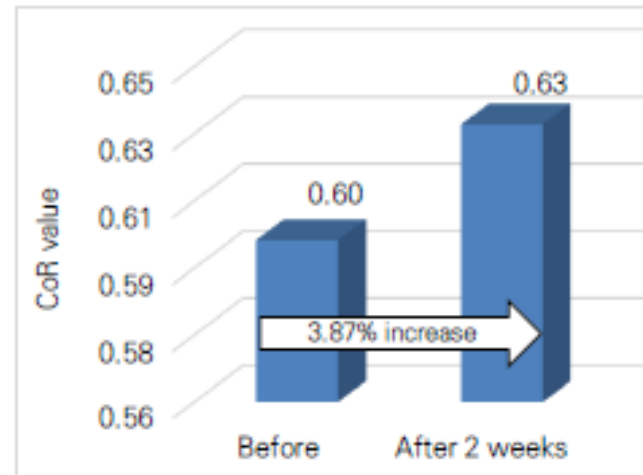


Figure 16. Changes and improvement rates of CoR value (%).

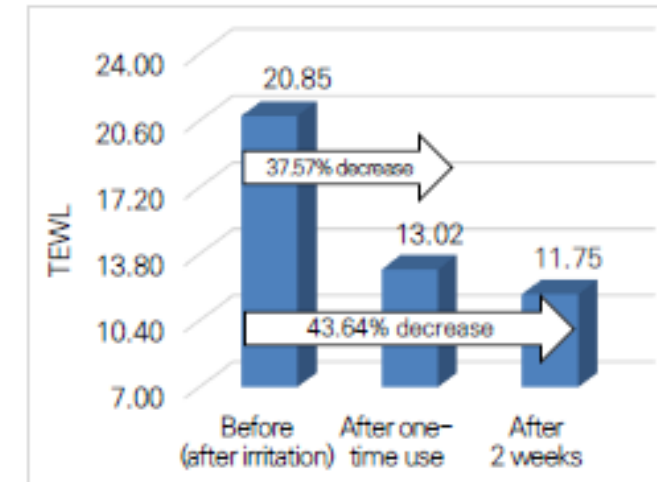
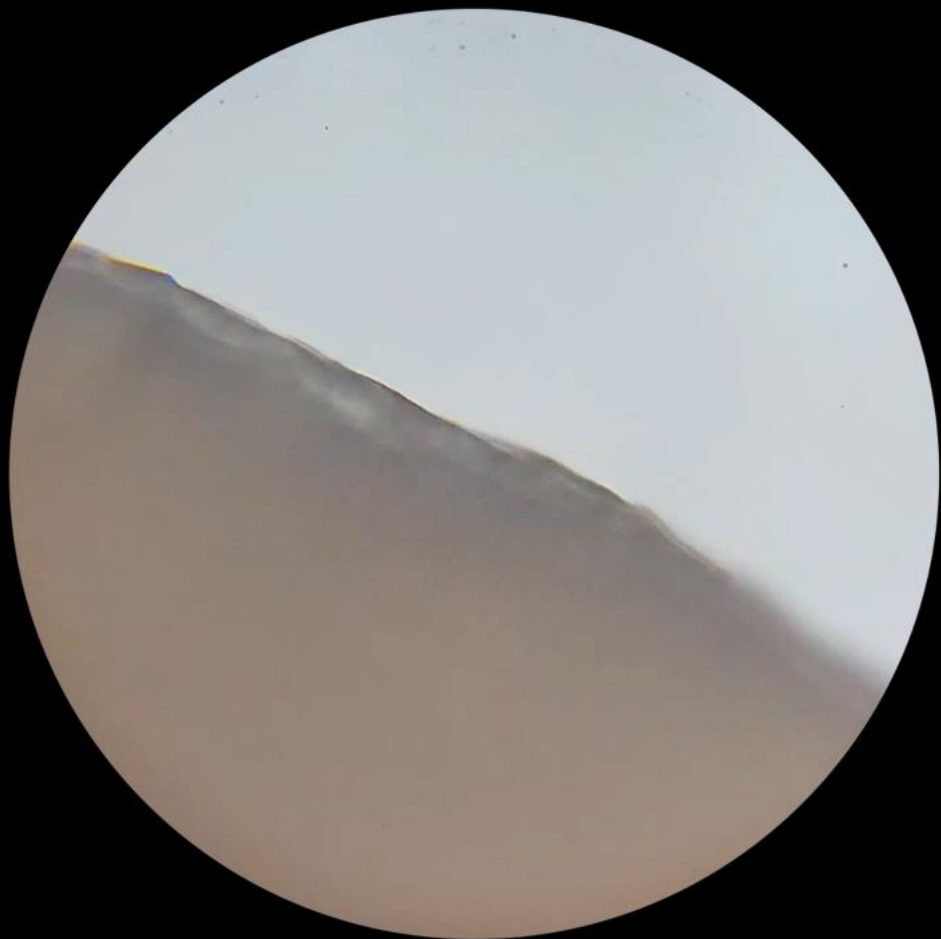
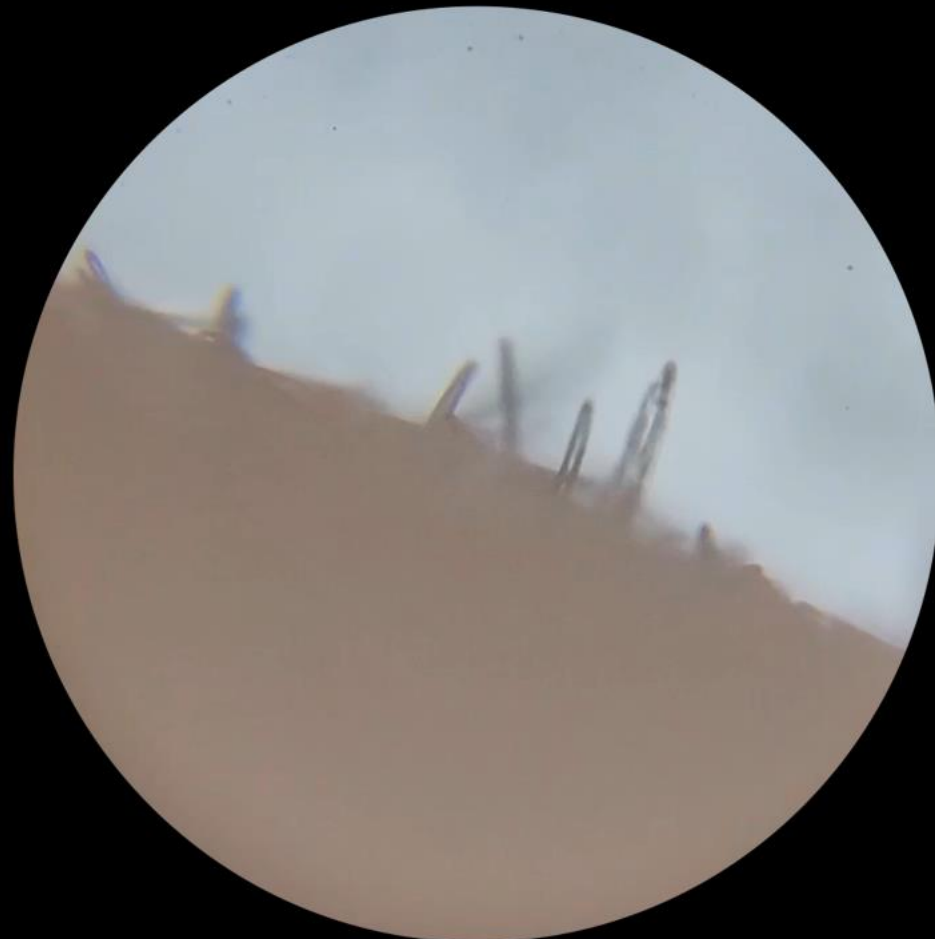


Figure 17. Changes and improvement rates of TEWL (%) (Test group).



다이아 핀
적용 전 피부 표면




다이아 핀
적용 후 피부 표면

300-Micron Auto Dermal Regeneration – Restoration of elasticity



Before




After 4-week treatment

300-Micron Auto Dermal Regeneration – Improvement in troubles



Before




4 days after a treatment

300-Micron Auto Dermal Regeneration – Pore tightening



Before




4 days after a treatment

300-Micron Auto Dermal Regeneration – Acne scars



Before

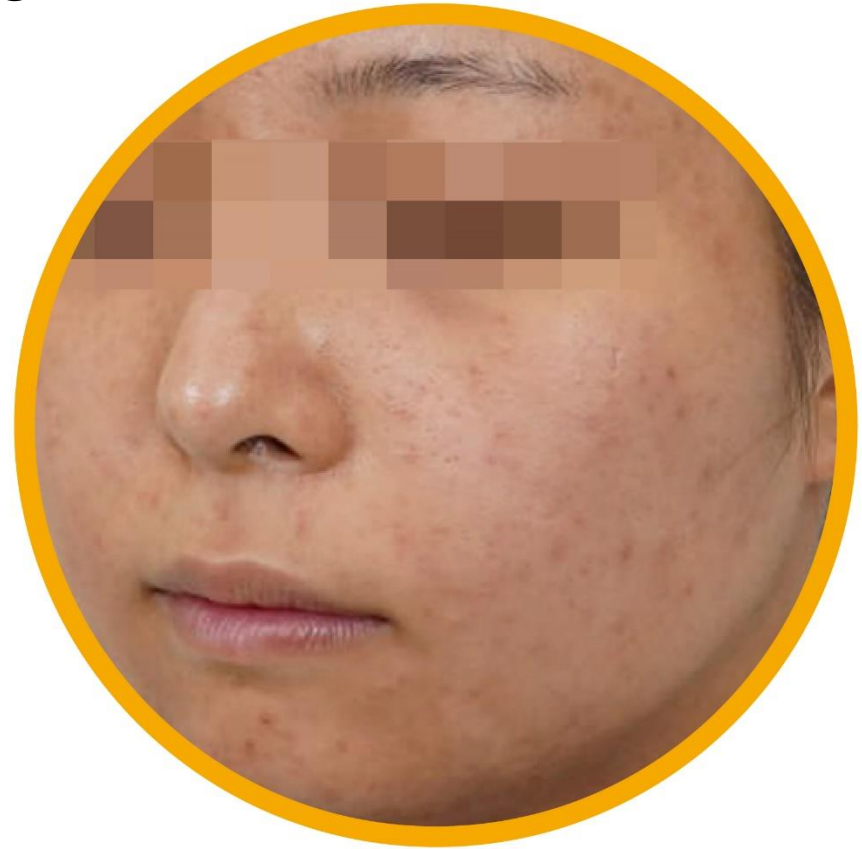



After 2-week treatment

300-Micron Auto Dermal Regeneration – Acne scars



Before



After 2-week treatment

Targets

300-Micron Auto Dermal Regeneration

- | | |
|----------|--|
| CASE. 01 | People who want to recover sensitive or damaged skin |
| CASE. 02 | People who want non-irritate treatment |
| CASE. 03 | People who suffer from skin troubles due to damaged skin barrier |
| CASE. 04 | Enlarged pores and wrinkles |
| CASE. 05 | People who want to improve pigmentation and uneven skin tone |
| CASE. 06 | People who want to revitalized their skin |
| CASE. 07 | People who want to improve dull complexion and cakey makeup |

Precautions

300-Micron Auto Dermal Regeneration

- **You will feel DIA PIN in your skin for 72 hours.**
 - DIAPIN, which has penetrated the dermal papillary layer of the skin, works for 72 hours, and the degree of effect felt varies from person to person but is generally felt for 2 to 3 days.
- **There may be slight redness and swelling on the day of treatment.**
 - This is a normal reaction that occurs as cell metabolism is promoted during the regeneration process. If you feel dryness, spray the Hydroglow Cell Ampoule frequently.
- **Flakes or troubles appear after use.**
 - This is a normal skin reaction as the DIAPIN absorbed into the skin pushes out old cells.
- **It is recommended to avoid activities that may cause inflammation for 3-4 days after treatment.**
 - It is recommended to avoid irritating activities such as drinking and smoking so that the diaffin absorbed into the skin can undergo a normal regeneration process.

300 Micron Auto Dermal Regeneration Home Skincare

'Hydrating Care'* perfectly restores skin after medical treatments such as *laser and peeling



Step 1. Soothe Damaged Skin

Soothes red and sensitive skin, improves cutaneous vasodilation

Hydrating Repair Essence **30ml**

Vitamin K, Dexpanthenol, Chamaecyparis Obtusa Water

Directions: After using toner, apply the right amount to the skin and absorb.

TIP: Apply a thin layer to irritated or reddened areas frequently.



Step 2. Damaged Skin Regeneration

Blocks external harmful stimuli, increases moisture in the skin

Hydrating Repair Cream **20ml**

Colloidal Platinum, Chamaecyparis Obtusa Water, Panthenol

Directions: After using Repair Essence, apply the right amount to the skin and absorb.



Step 3. Damaged Skin Protection

Normalization of red and sensitive skin, restoration of skin's natural health

Hydrating Repair Blemish Balm **30ml** [SPF 30, PA++]

Vitamin K, Panthenol, Tocopherol

Directions: After using Repair Cream, apply the right amount to the skin.

TIP: Applying it at night on the day of treatment and sleeping will help you recover quickly.